



NJR Price Benchmarking

Richard Armstrong



What is EMBED?

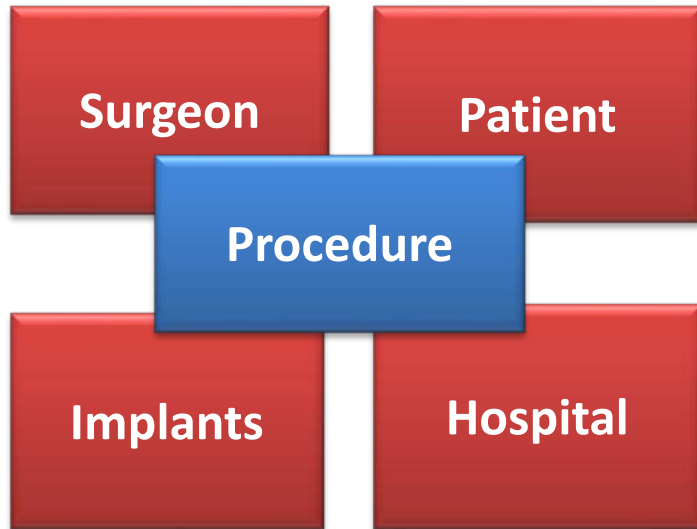
- NJR implant benchmarking service.
- Helps Trusts and surgeons understand use of implants in the context of cost, evidence, and trends
- Gives comparison to the national picture.
- Supports the GIRFT and Model Hospital initiatives, providing organisations their data, set within a national context.
- EMBED is included as part of the NJR subscription charge for NHS Trusts in England and Wales.

Factors affecting implant spend





Why the NJR?



- Links Price to Usage
- Links implant combinations used in procedures
- Links implants to surgeons
- Supports clinical evidence of implants
- Supports analysis by patient demographics



Loading Pricing Data

- Trust submits catalogue pricing to NJR using **pricing templates**
- Pricing data is matched to implant usage as recorded in the NJR
- Reports based upon costs of implants used, as reported to the NJR
- Trusts can refresh pricing at any time
- 80 trusts have submitted pricing at least once
- NJR has agreement with NHS Improvement allowing passing of implant costs from Purchase Price Index Benchmarking system – providing implant costs from all trusts in England



Procedure cost calculation

- Fully costed = Price available for all major components used in the procedure i.e.
 - Hip: Femoral stem+head, cup or shell+liner
 - Knee: Femoral and tibial components, patella where used.
 - Completeness also defined for UKR, hinges, patellofemoral.
- Costs can show inc. or exc. cement and accessories (e.g. screws, cement restrictors, wedges etc.)
- Prices will not include any rebates



Pricing Data

- Pricing completeness is shown in the EMBED report

Pricing Data Completeness

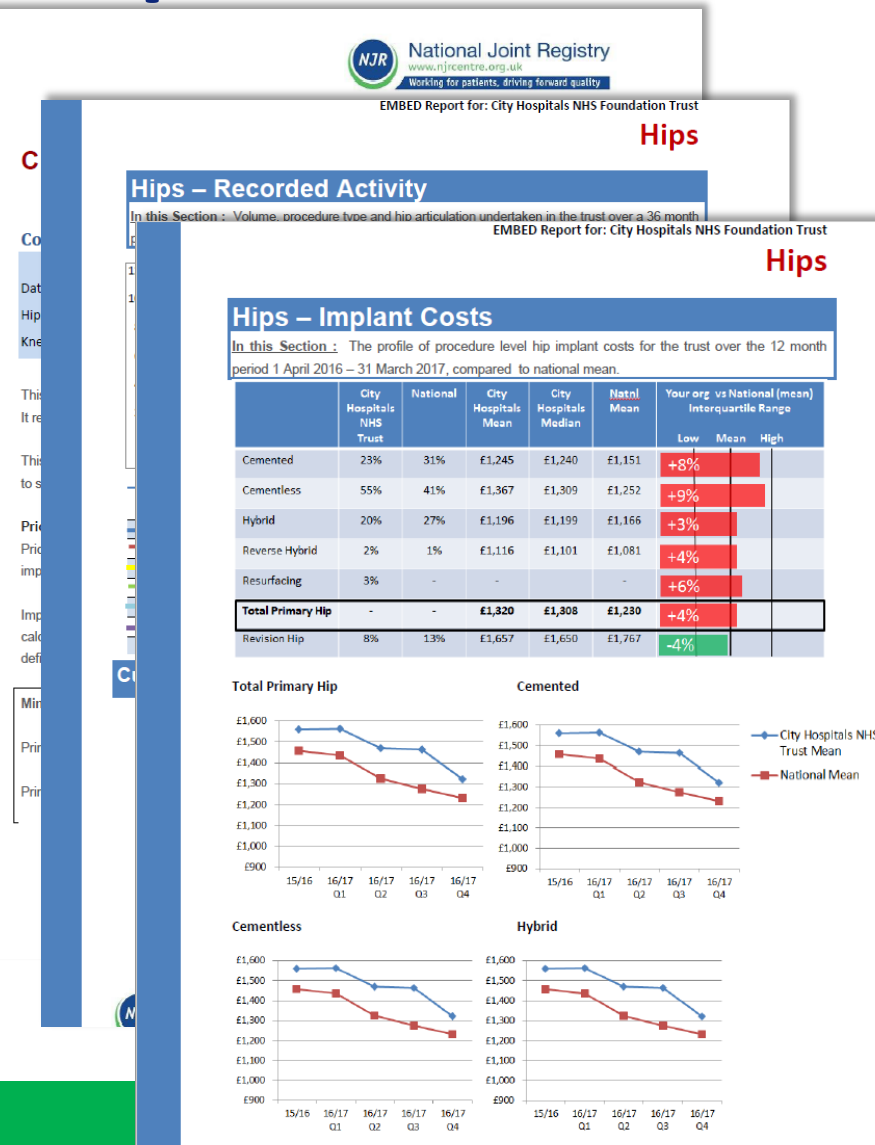
In this Section : Percentage of cases for which a full procedure level implant cost can be calculated, based upon the minimum required implant combination.

Joint	Primary			Revision		
	Total Number of Procedures (in period)	Procedures with Complete Implant Costings	% Fully Costed procedures	Total Number of Procedures (in period)	Procedures with Complete Implant Costings	% Fully Costed procedures
Hip	654	605	93%	166	101	61%
Knee	921	901	98%	168	112	67%
Shoulder	12	7	58%	1	0	0%
Ankle	3	1	33%	0	0	100%



EMBED for Hospitals

- Local EMBED Report, providing comparison to the national picture :
 - Clinical practice
 - Implant costs
 - Brand usage
 - Patient profile
- Highlighting potential cost saving opportunities.
- Provides implant cost data alongside clinical data.
- Available through NJR Management Feedback system.





EMBED for Surgeons

- Additional Analysis of cost and clinical practice
- Surgeon Level Implant Costs
- Available through NJR Clinician Feedback.

Contact the NJR Service Desk:
0844 345 7077
enquiries@njrcentre.org.uk



Implant Costing Report for:

EXAMPLE NHS TRUST
Mr. John SULLIVAN
GMC Number: 1217845

Consultant Level Report for: Mr. John SULLIVAN 1217845

Summary

Contents

- Summary.....
- Hip.....
- Knee.....
- Appendix A Comp
- Appendix B Implar

This report has been produced to represent all activity recorded within the specified period, and to share with certain constraints. This report reflects data recorded within the NJR may include:

- NJR Compliance – the coverage and accuracy can be defined in respect to the NJR.
- Accessories
- Not all implants are mandated items. Implants not recorded as

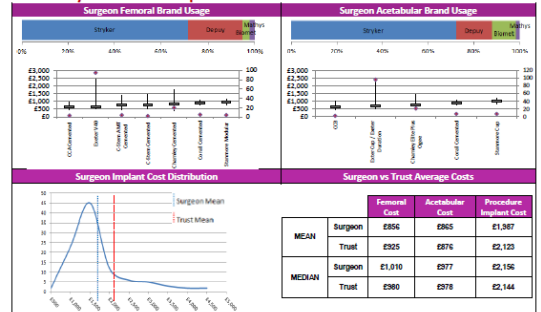
Data Coverage

Joint	% of Surgeon's NJR Activity that has Implant cost	% of Trust's NJR activity that has Implant cost
HIP	88%	90%
KNICE	100%	98%

Costing Summary

Joint	Procedure Type	Surgeon			Trust		National
		Procedure Count	Implant Cost Range per procedure	Mean Implant Cost per procedure	Mean Implant Cost per procedure	Mean Implant Cost per procedure	
HIP	REF REFERENCE GROUP PROCEDURE	121	£1,884 - £1,889	£1,785	£1,448	£1,478	
	Primary						

Primary Cemented Hip



Select Implant Pricing menu: Embed Reports

Reports for Sullivan, John

Reports showing activity of this surgeon across all relevant sites

▼ 2017 i

- Surgeon

Find Surgeon

Procedure				Patient Status (at time of procedure)		Implant
Joint	NJR Index	ID	Date	Age	Asa Grade	Cost
Hip	1675295	1462329	22/01/13	63	P2 - Mild disease not incapacitating	1517.60

to download

Procedure		Implant Manufacturer					Costs	
NJR Index	Join	ID	Manufacturer	Catalogue No	Details	Brand	Individual Implant	Whole Procedure
1675295	Hip	1462329	DePuy	T963203000	HARDINGE FEMORAL CEMENT RESTRICTOR		22.60	1517
1675295	Hip	1462329	Heraeus Medical	B66017569	Palacos R +G 2x40 g	Palacos Antibiotic		1517
1675295	Hip	1462329	MicroPort Orthope	PHA01202	Modular Neck - 12/14 (PROFEMUR R and ANCA-FIT) S SHORT		100.00	1517
1675295	Hip	1462329	MicroPort Orthope	PHA04418	Femoral Head cone 12/14 BIOLOX DELTA. Long Neck (+4) Diam 36MM		290.00	1517
1675295	Hip	1462329	MicroPort Orthope		PE Liner 15? Lip Group F - Head Size 36mm / Cup Size 56 - 58mm		215.00	1517
1675295	Hip	1462329	MicroPort Orthope	PHA06006	Profemur X Stem Size 3	Profemur Cemented Stem	290.00	1517
1675295	Hip	1462329	MicroPort Orthope	PHA06268	Acetabular cup micro bead and HA coated Size 58mm	Procotyl	600.00	1517
1675295	Hip	1462329	MicroPort Orthope	PRXMDC01	PROFEMUR Xm DISTAL CENTRALIZER IMPLANT MATERIAL PMMA			1517
1696280	Knee	1482963	Heraeus Medical	66017569	Palacos R +G 2x40 g	Palacos Antibiotic		1065
1696280	Knee	1482963	MicroPort Orthope	KFPS-NP30	Advance PS Size 3	Advance PS	500.00	1065
1696280	Knee	1482963	MicroPort Orthope	KIPS-2310	ADVANCE Primary PS - Tibial Insert size 3 x 10mm		215.00	1065

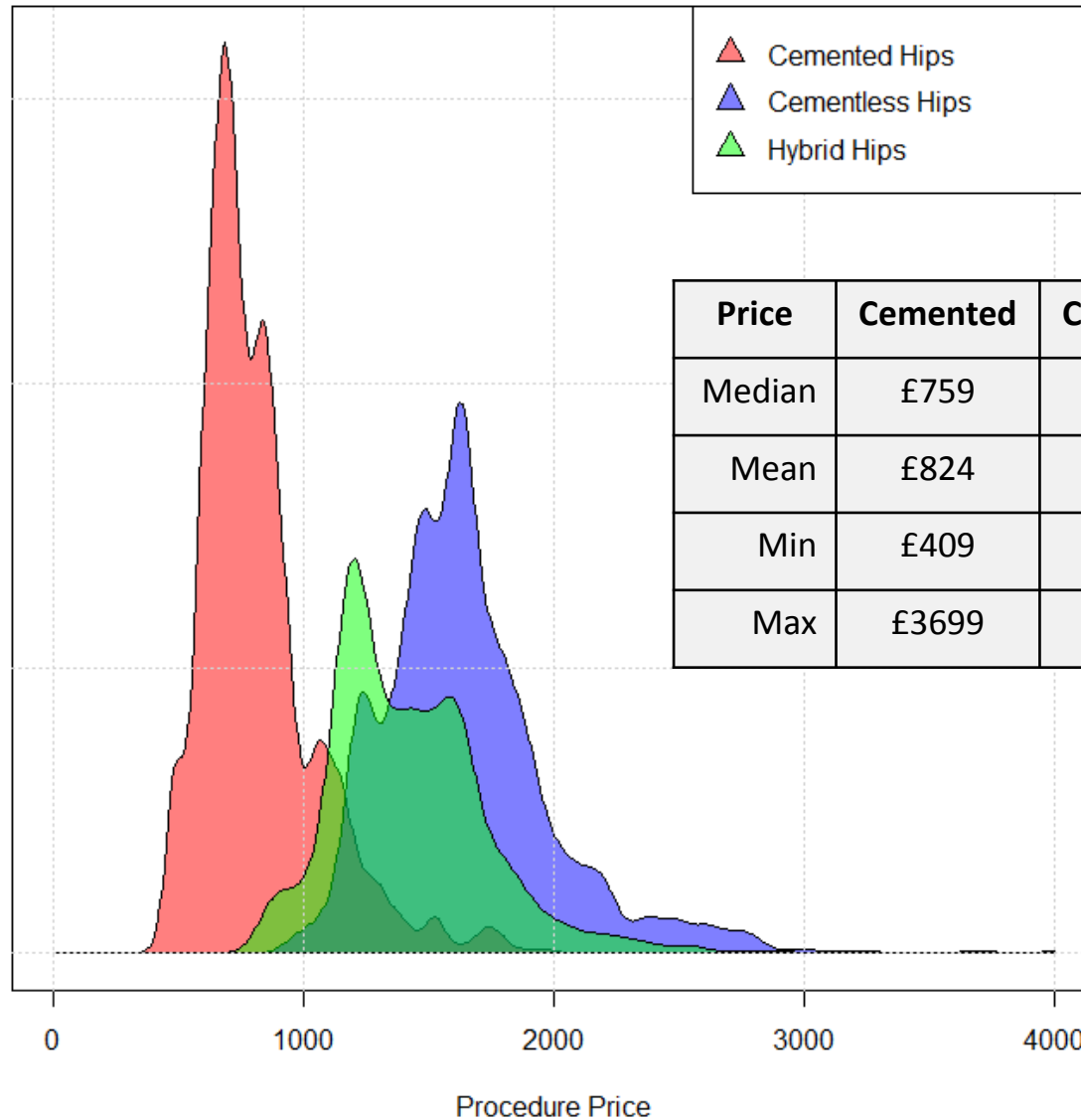


Missing EMBED report?

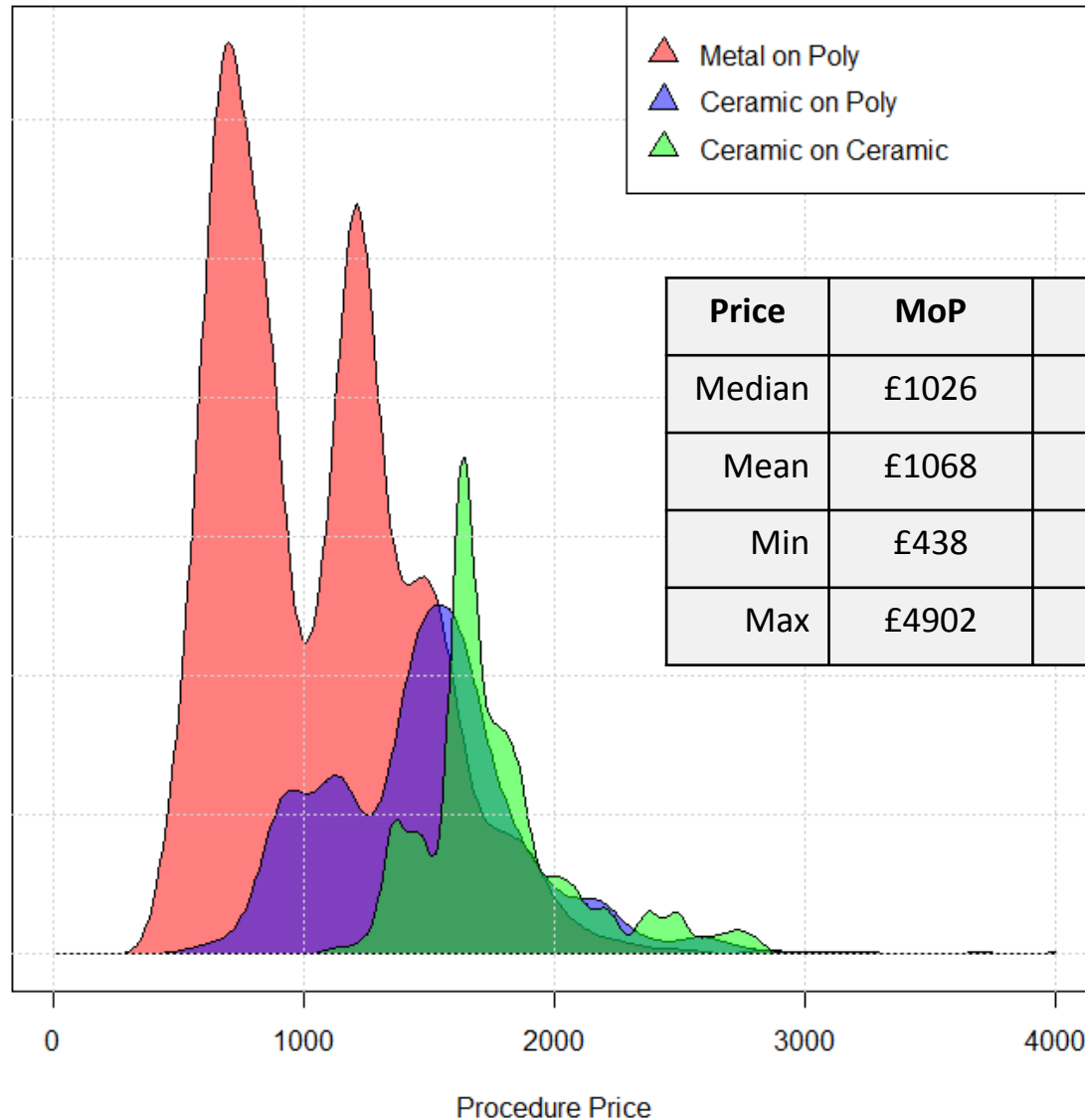
- Trust must have paid 16/17 NJR subscription
- Trust must have loaded pricing data (or have pricing data available through PPIB service)



Primary Hip – Total Implant Cost

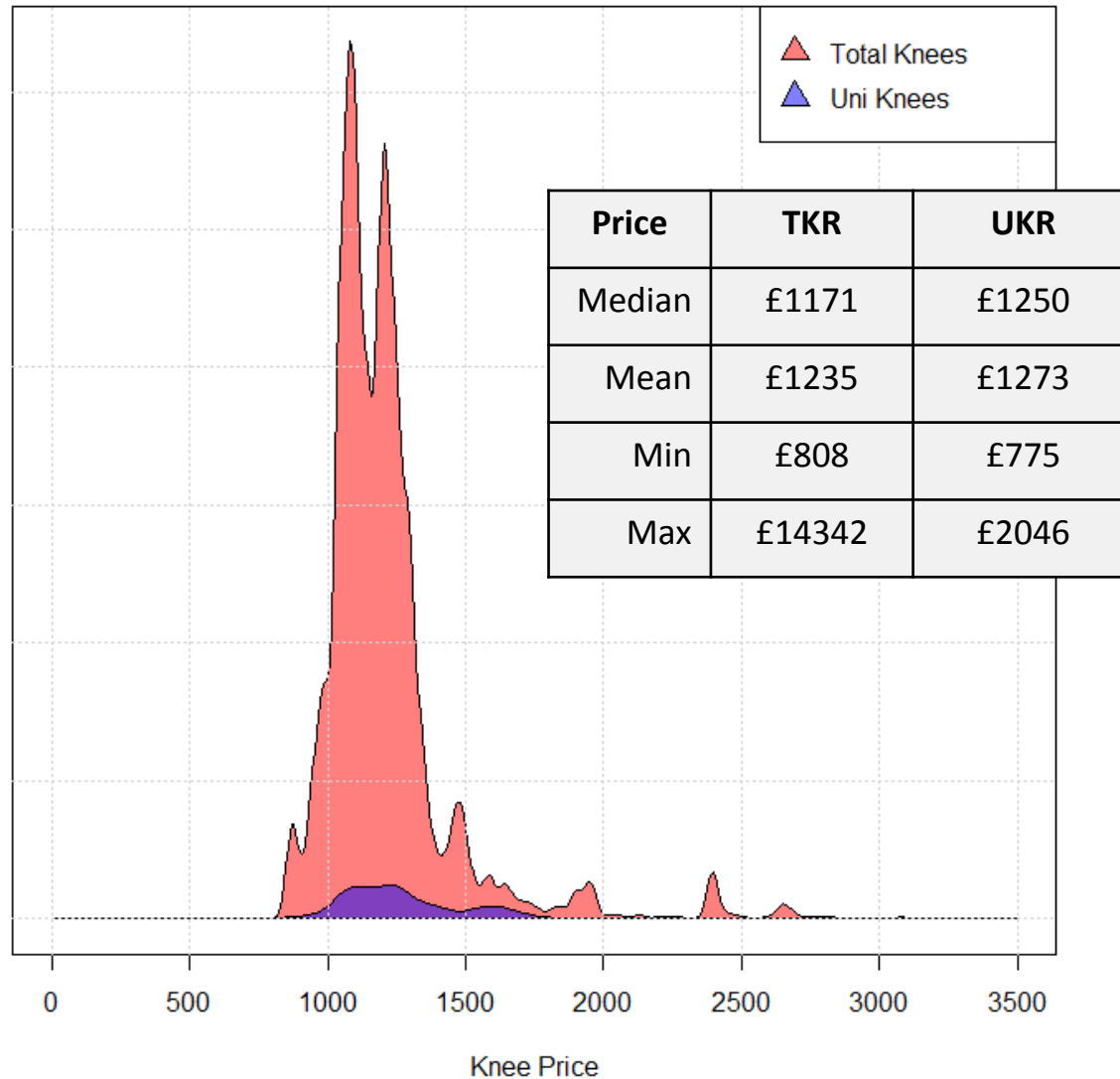


Primary Hip – Total Implant Cost

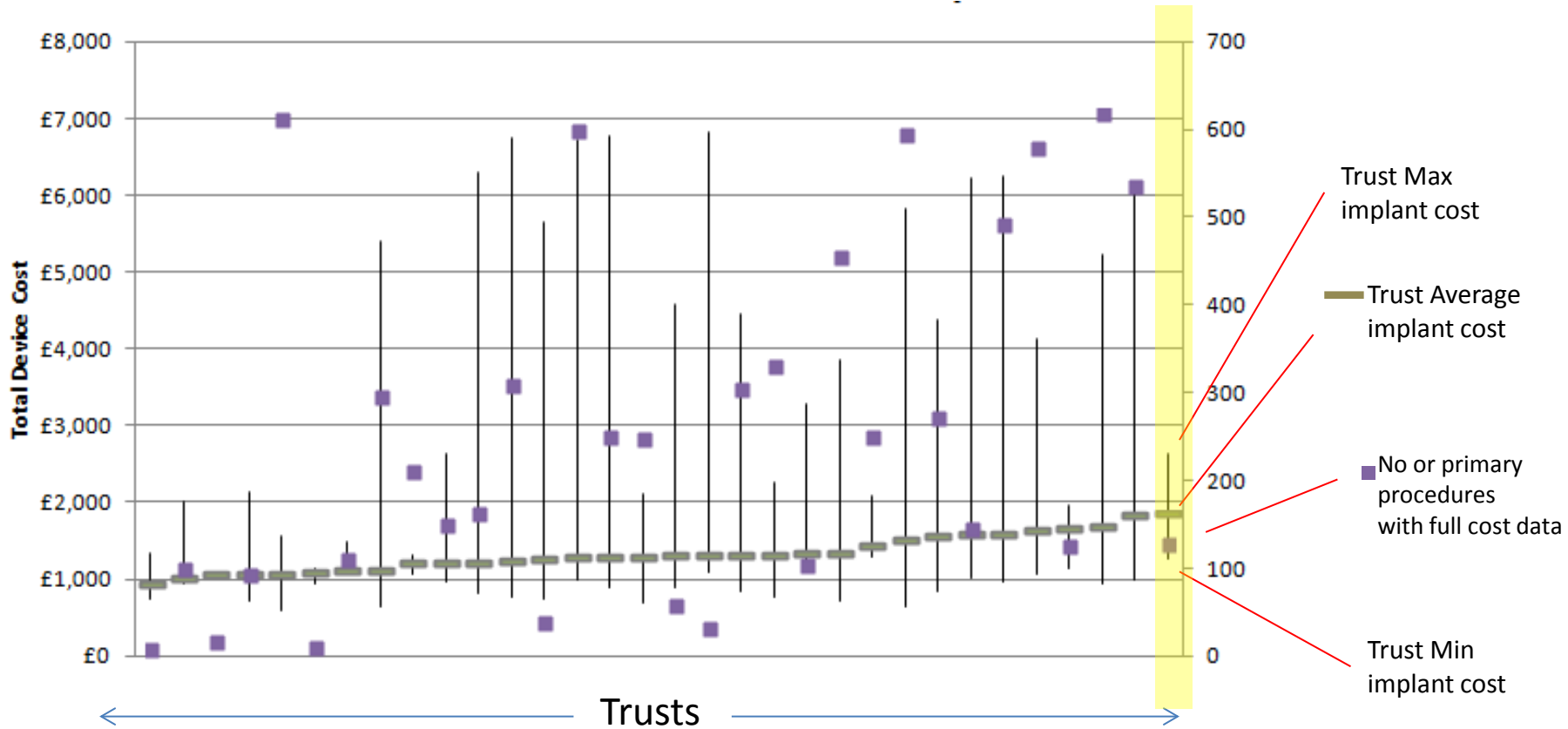


Price	MoP	CoP	CoC
Median	£1026	£1495	£1674
Mean	£1068	£1488	£1781
Min	£438	£513	£1062
Max	£4902	£3872	£4519

Primary Knee – Total Implant Cost



Implant Costs by Trust - Primary KNEES

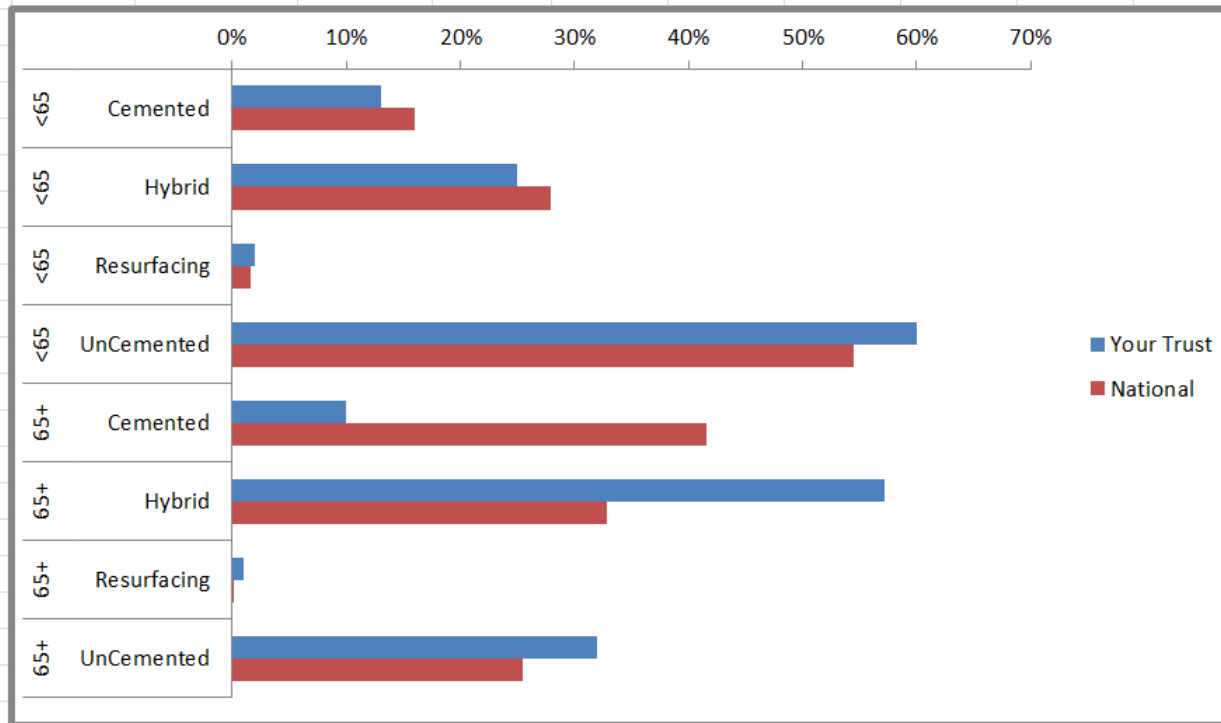


Trust Price Comparison

Implant Details						Your Organisation			National Benchmark					Estimated Savings		
Distr	Jo	Implant	Component group	Catno	Details	Trust Price	Trust Usag	Trust Cost	Average Price	Best Quartil	Best Price	Trusts Using Implant	Average Trust Usage	At Average Price	At Best Quartile Price	At Best Price
Stryker	Hip	Hip Femoral Side	Head	6364-2-128	V40 femoral head 28mm dia (V40 ta	£145	28	£4,060	£175	£137	£100	26	49	£0	£630	£1,260
Stryker	Hip	Hip Femoral Side	Stem	05801351	EXETER V40 STEM 35.5MM OFFSET	£398	13	£5,173	£444	£404	£364	25	17	£0	£219	£438
Stryker	Hip	Hip Femoral Side	Stem	05801372	EXETER V40 STEM 37.5MM OFFSET	£398	10	£3,979	£444	£404	£364	24	18	£0	£169	£337
Stryker	Hip	Hip Femoral Side	Stem	05801441	EXETER V40 STEM 44MM OFFSET N	£398	66	£26,261	£444	£404	£364	24	32	£0	£1,112	£2,224
Stryker	Hip	Hip Femoral Side	Head	6364-2-028	V40 ORTHINOX SS HEAD 28 (-4) MI	£145	36	£5,220	£175	£138	£100	24	13	£0	£810	£1,620
Stryker	Hip	Hip Femoral Side	Stem	05801443	EXETER V40 STEM 44MM OFFSET N	£398	11	£4,377	£444	£404	£364	23	10	£0	£185	£371
DePuy	Hip	Hip Femoral Side	Head	136536310	ARTIC DELTA CERAMIC 36MM +1.5	£535	13	£6,952	£496	£310	£124	21	23	£508	£2,921	£5,334
Stryker	Hip	Hip Femoral Side	Stem	05801373	EXETER V40 STEM 37.5MM OFFSET	£398	4	£1,592	£444	£404	£364	21	6	£0	£67	£135
DePuy	Hip	Hip Femoral Side	Stem	3L92510	Corail Collarless Stem K10S 140mm	£790	22	£17,387	£730	£639	£548	20	9	£1,316	£3,323	£5,331
DePuy	Hip	Hip Acetabular Sic	Liner	121881756	PINN DELTA CER INSRT 56ODX36ID	£531	6	£3,188	£565	£459	£352	20	9	£0	£538	£1,076
Stryker	Hip	Hip Femoral Side	Stem	05801444	EXETER V40 STEM 44MM OFFSET N	£398	5	£1,990	£444	£404	£364	20	6	£0	£84	£169
Stryker	Hip	Hip Femoral Side	Head	6364-2-228	V40 ORTHINOX STST HEAD 28 (+4)	£145	16	£2,320	£175	£137	£100	20	27	£0	£360	£720
DePuy	Knee	Patella	Patella	960100	PFC® SIGMA OVAL PATELLA 32mm	£56	1	£56	£72	£62	£51	20	12	£0	£2	£5
DePuy	Knee	Patella	Patella	960101	PFC® SIGMA OVAL PATELLA 35mm	£56	2	£111	£72	£62	£51	20	25	£0	£5	£9
DePuy	Knee	Patella	Patella	960102	PFC® SIGMA OVAL PATELLA 38mm	£56	6	£333	£72	£61	£51	20	25	£0	£14	£27
DePuy	Hip	Hip Femoral Side	Stem	3L92502	Corail Collared Stem K12A 150mm	£790	14	£11,064	£742	£636	£529	19	12	£674	£2,166	£3,658
DePuy	Hip	Hip Femoral Side	Stem	3L92501	Corail Collared Stem K11A 145mm	£790	11	£8,693	£734	£631	£529	19	14	£623	£1,749	£2,874
DePuy	Hip	Hip Femoral Side	Stem	3L92512	Corail Collarless Stem K12S 150mm	£790	12	£9,484	£739	£643	£548	19	13	£618	£1,763	£2,908
DePuy	Hip	Hip Femoral Side	Stem	3L92511	Corail Collarless Stem K11S 145mm	£790	12	£9,484	£749	£649	£548	19	13	£495	£1,701	£2,908
DePuy	Hip	Hip Femoral Side	Head	136528310	ARTIC DELTA CERAMIC 28MM +1.5	£535	11	£5,883	£505	£305	£105	19	14	£325	£2,527	£4,729



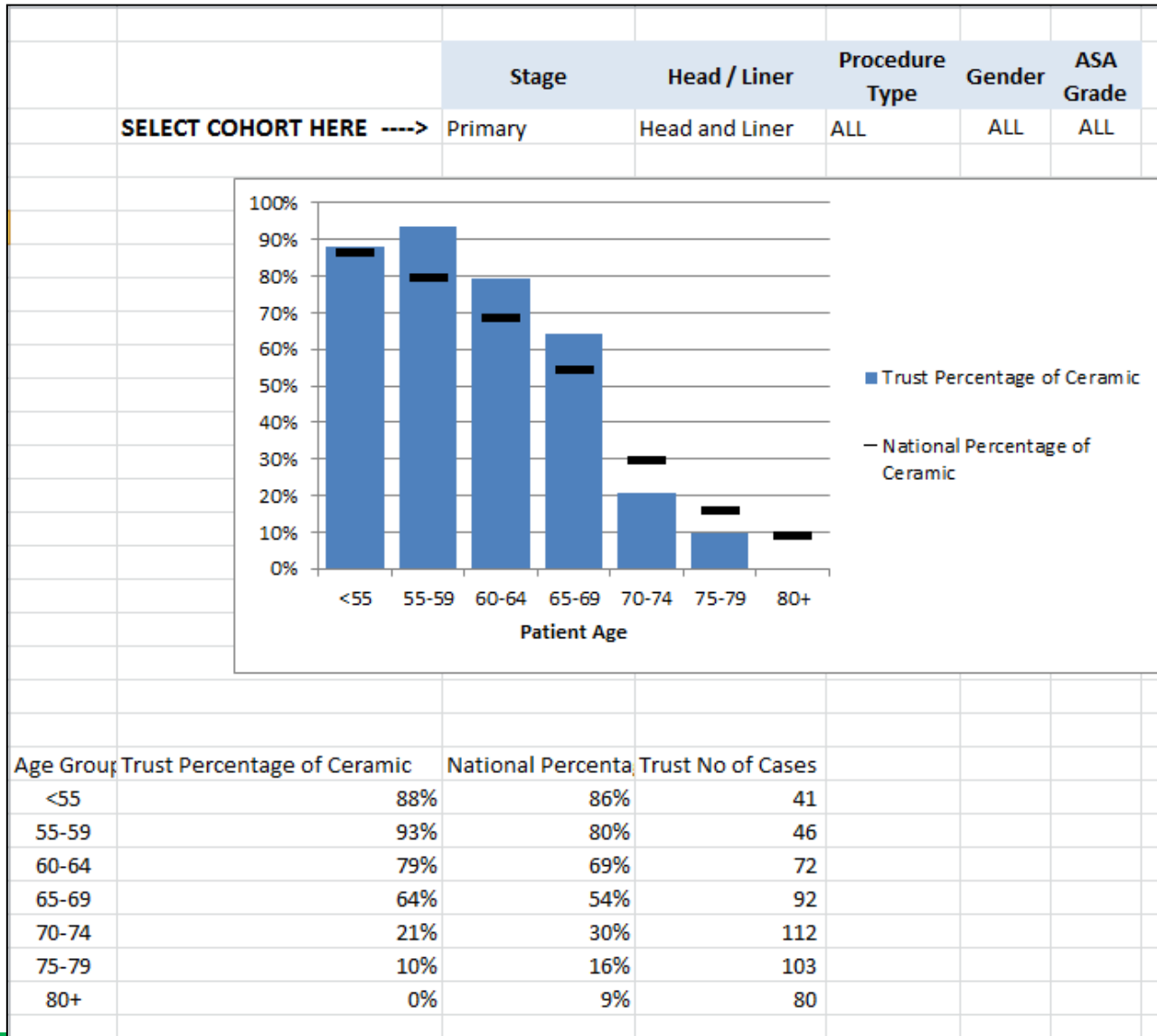
HIP - Fixation



Age Band	Fixation	Your Trust	National
<65	Cemented	13%	16%
	Hybrid	25%	28%
	Resurfacing	2%	2%
	UnCemented	60%	54%
65+	Cemented	10%	42%
	Hybrid	57%	33%
	Resurfacing	1%	0%
	UnCemented	32%	26%

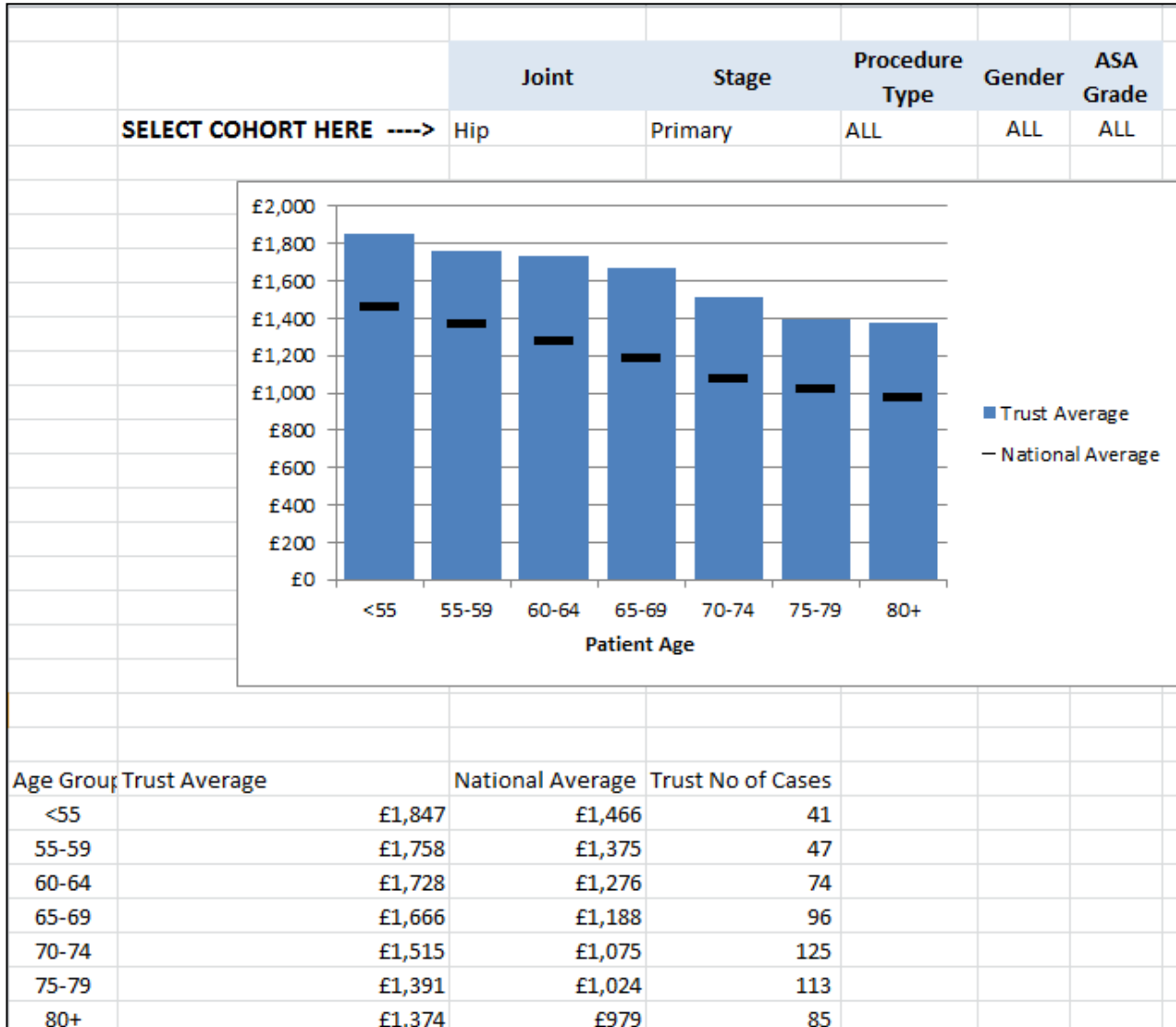


HIP – Use of Ceramics





HIP – Age Profile

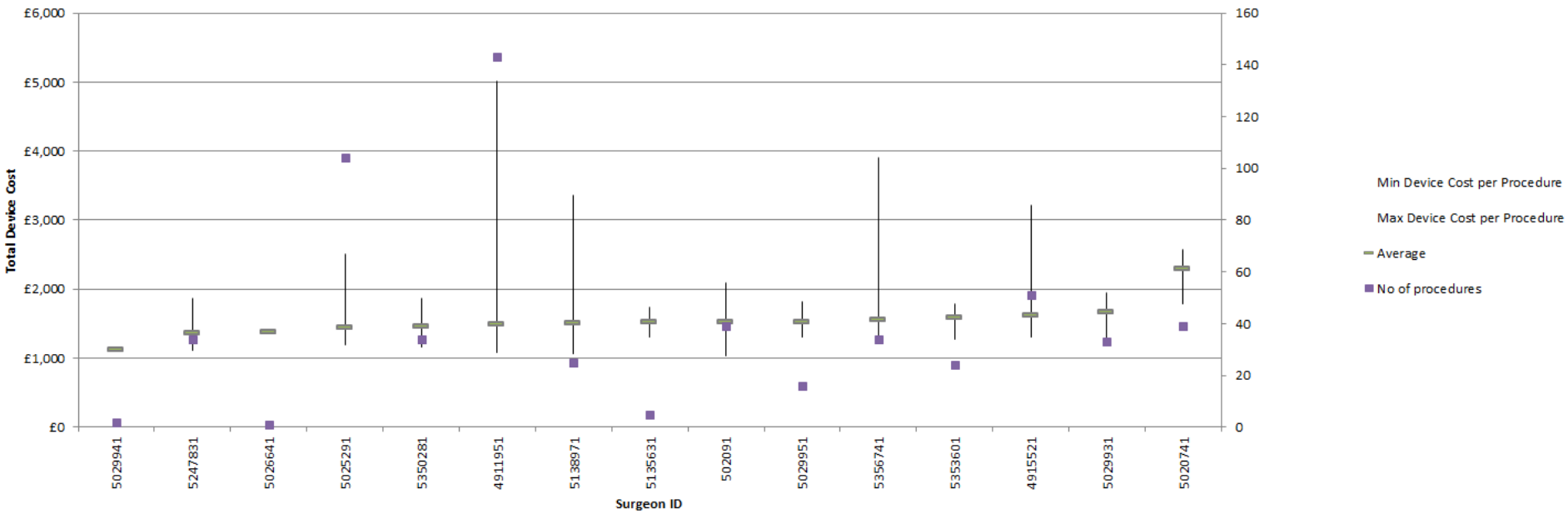




HIP – Surgeon Mean

Stage	Procedure Type	Age	Gender	ASA Grade											
Primary	ALL	ALL	ALL	ALL											

Procedure Device Costs per Surgeon





National Joint Registry

www.njrcentre.org.uk

Find out more

To arrange access, or to find out who your local nominated contact is, please contact us at :

njr.centre@nhs.net