



National Joint Registry

www.njrcentre.org.uk

Working for patients, driving forward quality

NJR Implant Scanning Interface User Guide



Introduction

The NJR Implant Scanning Interface application has been designed to check the compatibility of component combinations before they are implanted into a patient. This application is designed to support Never Event prevention and additional safety-related checks.

The application undertakes the following compatibility checks:

1) Never Events Checks:

- Total Hip Replacement (THR):
 - Mix and match: The femoral stem and femoral head implants are manufactured by different companies.
 - Size mismatch: The articulating implants (liner/cup and head) do not match in size.
- Total Knee Replacement (TKR):
 - Side mismatch: There is a mismatch between the side of the procedure and the implant side.
 - Mix and match: The femoral and tibial implants are manufactured by different companies.

2) Additional Checks:

- Expiry date check: To check the implant has not expired.
- Hips - Metal on Metal (MoM): The composition of the articulating femoral head and cup/liner components selected are both metal.

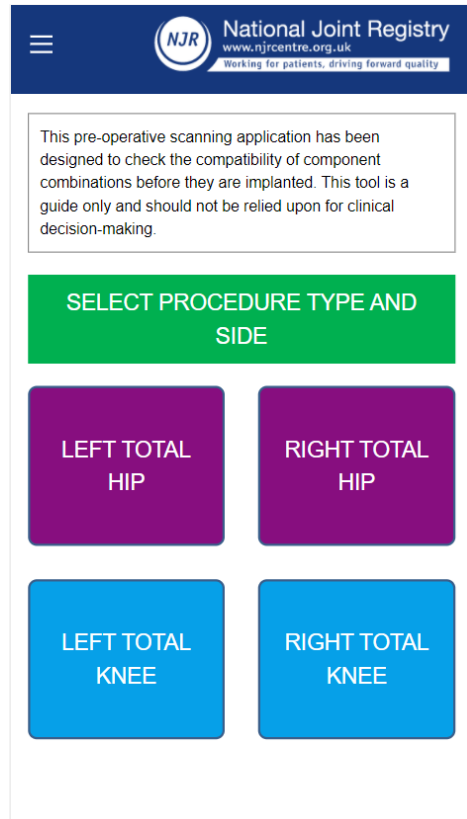
You should ensure compliance with MHRA guidance reference MHRA MDA/2012/036. Click [here](#) for more information.

Notes

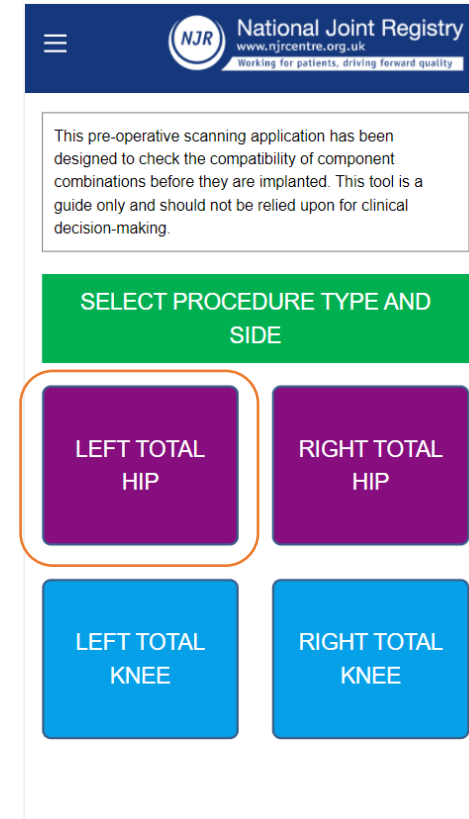
- The NJR maintains a list of different manufacturers' implants which have regulatory approval to be used in combination together, e.g. the use of CeramTec ceramic heads can be used in combination with other manufacturer stems. These acceptable combinations will not trigger mix and match warning messages.
- This tool is a guide only and should not be relied upon for clinical decision-making.

1) The application can be accessed either on mobile or desktop devices. To access the application, go to:

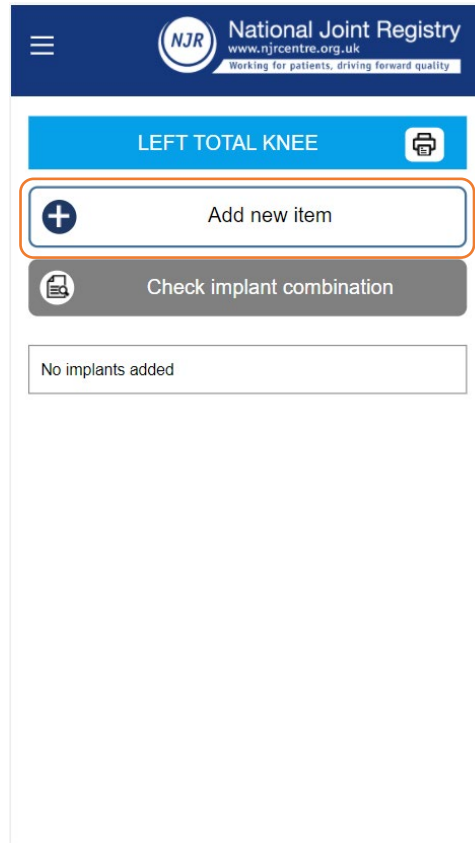
<https://scan.njrcentre.org.uk>



2) Click the required procedure type and side button, as shown below:

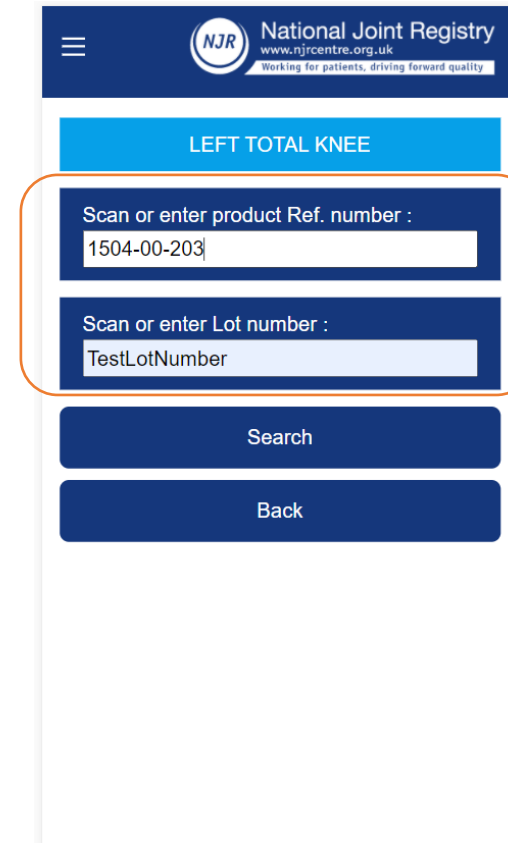


3) Click on the “Add new Item” button, as shown below.

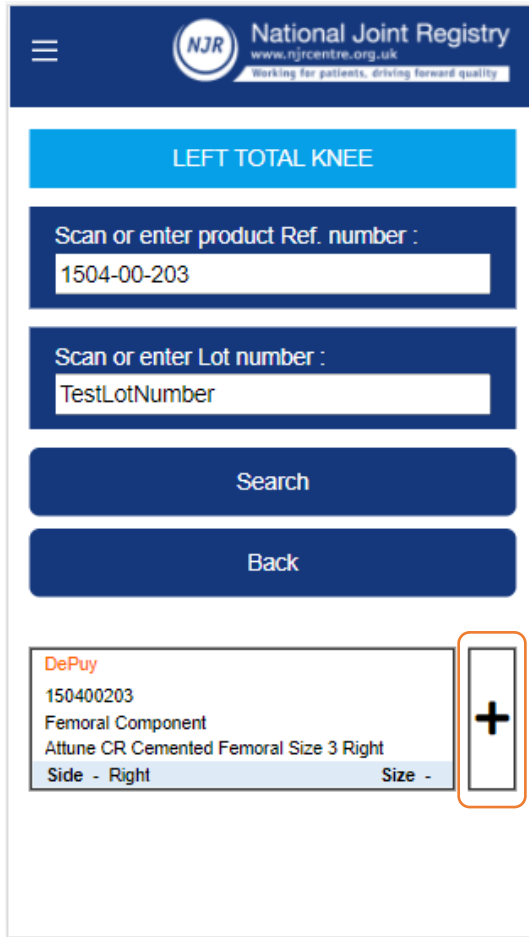


4) Scan or enter the product **Ref. number** and **Lot number** for the implant you would like to add for compatibility checking.

Click on **Search** once this is complete.



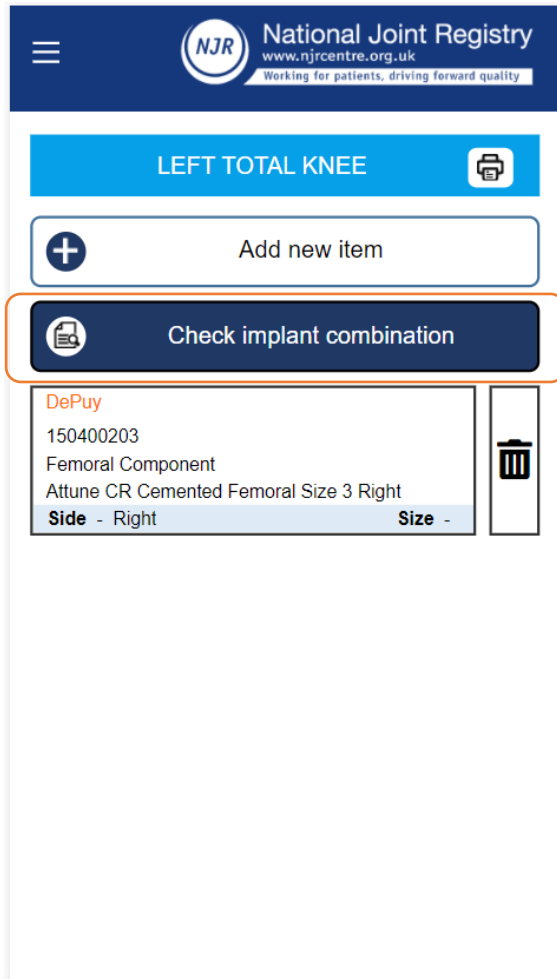
5) Once the implant is found click the **+ button** to add the implant, as shown below.



6) The implant has now been added to the procedure type and side selected. Repeat steps 1-5 for all the implants for which you would like to check the compatibility.



7) Once you have added all the implants you would like to check against the selected procedure type, click the “**Check implant combination**” button.



NJR National Joint Registry
www.njrcentre.org.uk
Working for patients, driving forward quality

LEFT TOTAL KNEE

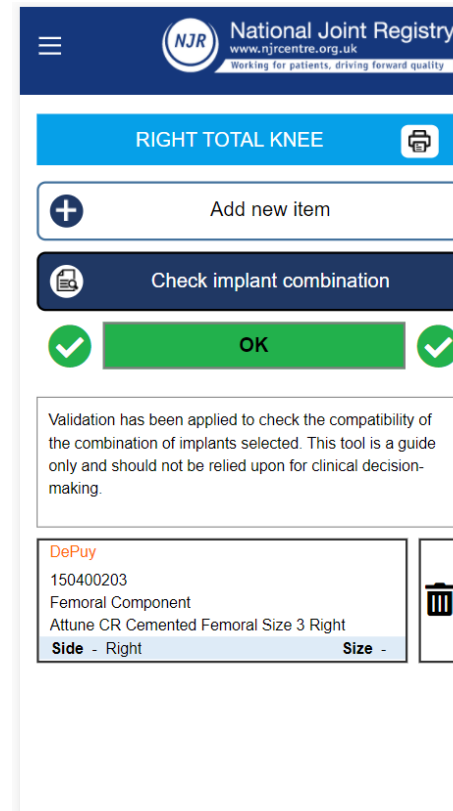
+ Add new item

Check implant combination

DePuy
150400203
Femoral Component
Attune CR Cemented Femoral Size 3 Right
Side - Right

8) The system will now undertake the compatibility checks for the selected implants. You will receive either a “**Pass**” or “**Stop**” warning.

Pass result example:



NJR National Joint Registry
www.njrcentre.org.uk
Working for patients, driving forward quality

RIGHT TOTAL KNEE

+ Add new item

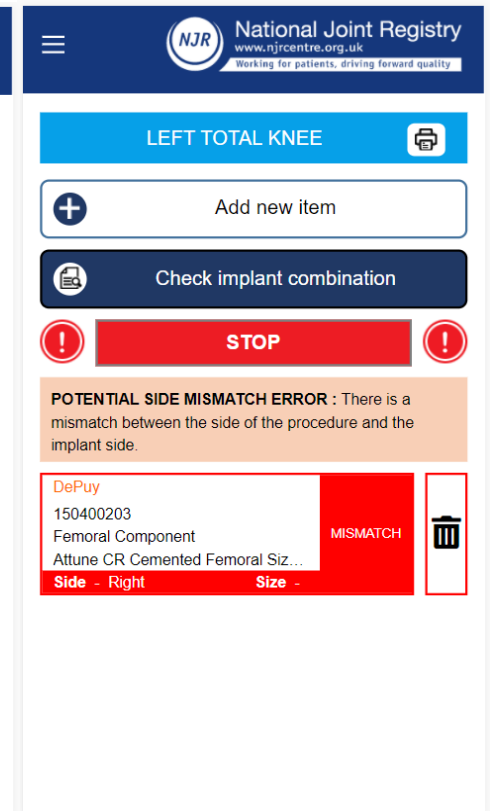
Check implant combination

OK

Validation has been applied to check the compatibility of the combination of implants selected. This tool is a guide only and should not be relied upon for clinical decision-making.

DePuy
150400203
Femoral Component
Attune CR Cemented Femoral Size 3 Right
Side - Right

Fail result example:



NJR National Joint Registry
www.njrcentre.org.uk
Working for patients, driving forward quality

LEFT TOTAL KNEE

+ Add new item

Check implant combination

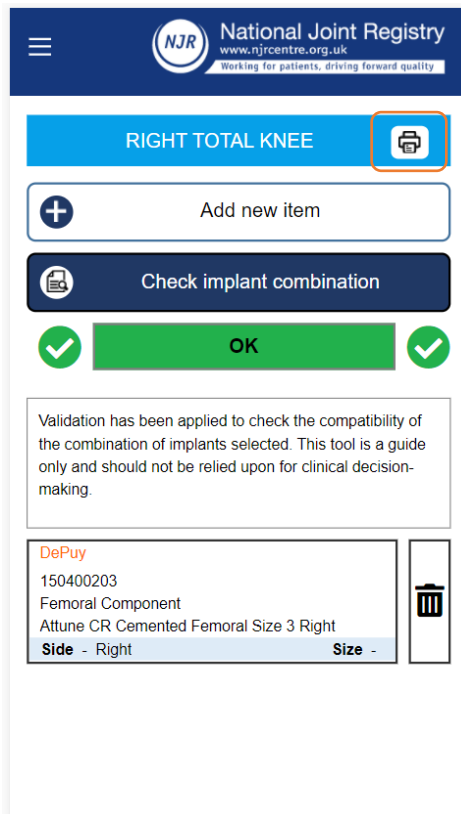
STOP

POTENTIAL SIDE MISMATCH ERROR : There is a mismatch between the side of the procedure and the implant side.

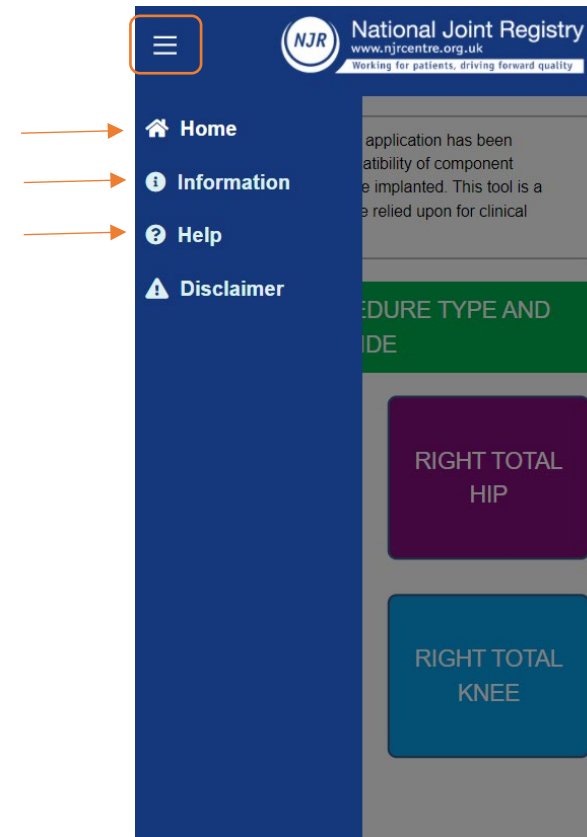
DePuy
150400203
Femoral Component
Attune CR Cemented Femoral Siz...
Side - Right

MISMATCH

9) Results can be printed and put into the patient notes by selecting the print icon, as shown below:



10) Click on the “menu” option in the top left-hand corner to go back to the **Home** page, review **information** about the application regarding the safety checks that are included, or to seek **Help**.



Help and Support

Contact the NJR Service Desk if you require support with this application.

Email: enquiries@njrcentre.org.uk

Phone: +44 (0)845 345 9991

Disclaimer

The National Joint Registry (NJR) produces this service using data collected, collated and provided by third parties. As a result of this the NJR takes no responsibility for the accuracy, currency, reliability and correctness of any data used or referred to in this service, nor for the accuracy, currency, reliability and correctness of links or references to other information sources and disclaims all warranties in relation to such data, links and references to the maximum extent permitted by legislation.

The NJR shall have no liability (including but not limited to liability by reason of negligence) for any loss, damage, cost or expense incurred or arising by reason of any person using or relying on the data within this service and whether caused by reason of any error, omission or misrepresentation in the service or otherwise. This service is not to be taken as advice. Third parties using or relying on the data in this service do so at their own risk and will be responsible for making their own assessment and should verify all relevant representations.

This application is designed to assess the compatibility of implants against the advised criteria only. Users should double-check their results, and use their own clinical judgement in interpreting or choosing to use a result. This tool is not intended to replace clinical judgement and should not be used alone to guide individual patient care.



National Joint Registry

www.njrcentre.org.uk

Working for patients, driving forward quality

To find out more about the NJR:



NJR Website:

www.njrcentre.org.uk

NJR Surgeon and Hospital Profile:

<https://surgeonprofile.njrcentre.org.uk>

NJR Reports:

<https://reports.njrcentre.org.uk>



Like us on **Facebook** /nationaljointregistry



Follow us on **Twitter** @jointregistry



Follow us on **LinkedIn** /company/national-joint-registry



Follow us on **YouTube** <https://bit.ly/NJRYoutube>



Send an email to:

enquiries@njrcentre.org.uk



Call the NJR Service Desk:

0845 345 9991